



stratasys
ACADEMY™



At the Stratasys Academy™ we're passionate about Additive Manufacturing – and love nothing more than conveying that passion.

Whether you are already an existing user of Stratasys 3D Printing Systems or are simply interested in learning about the possibilities the 3D world has to offer, the Stratasys Academy™ provides everything you need to upskill yourself and increase your knowledge - from introductions for newcomers up to courses tailored to the needs of expert users and specific applications.

Take a look at our training program which will help you increase efficiency when using your 3D printing system in daily business.

We are happy to announce that there is also a special service available now to help you improve the quality of your printed parts.

Please contact us to help you find the right solution for you and receive your personal offer today.



Content

	page
Introduction	02
AM Accelerators	04
Learning Path	05
Course Datasheets	
3.1 FDM 'Basic Operations' Training	07
3.2 FDM Advanced Operations Training	08
3.3 PolyJet 'Basic Operations' Training	09
3.4 PolyJet Advanced Operations Training	10
3.5 PolyJet 'Color for Stratasys J750/735'	11
3.6 PolyJet 'Color Texturing Expert'	12
3.8 FDM & PolyJet 'Post Processing Workshop'	13
3.9 'Design for Additive Manufacturing'	14
Service - Part Optimization (FDM)	15
Tailor Made Trainings	16
Cooperation Partnerships	17
Contact	18
Team	19

NEW IN 2019



AM Accelerators

Stratasys Additive Manufacturing (AM) Accelerators are designed to help kick-start a company's journey into 3D printing and additive manufacturing in a rapid, workshop style environment.

The goal of our AM Accelerators is that you leave with a new and deep-understanding of how 3D printing can drive new value within your business, the tools and insight to begin driving 3D printing adoption across your organization and the confidence and resources to pitch to your senior leadership to support your 3D printing venture.



“HOW TO DRIVE BUSINESS INNOVATION WITH 3D PRINTING”

During this interactive 2-day long workshop, you will appreciate how 3D printing is a powerful innovation tool to drive new value across your entire business; from how you create value, reach your customers, operate internally, meet market trends and competition to how you position yourself in your supply and distribution chain.

You will learn how and why 3D printing is being adopted to innovate new products, process and business models across all industries in our **case study safaris** and **talks by end-users** in how they are innovating their businesses with the technology today. You will learn to apply our unique framework for understanding the benefits of 3D printing to business innovation, and how to apply this to **analyze innovations** or **generate your own**.

Using a series of **proprietary tools**, you will **keep** after the workshop, you will identify and prioritize the scale of different 3D printing innovation opportunities across your business. Finally, you will **develop a concept for your business** you have generated during the workshop **into a fully rounded business case** including value mapping and pricing strategies as well as determining the most suitable AM process and ROI.

Day 1

Morning: Understand 3D printing in the context of business innovation
Early afternoon: Case study Safaris (apply our framework and analyze industry trends)
Late afternoon: Hands on in a 3D Printing production facility tour

Day 2

Morning: Identify the opportunities for innovation within your business
Early afternoon: Generate and evaluate your own concepts
Late afternoon: Build a complete business case for your best 3D printing business innovation so that you can demonstrate your insight and the value of 3D printing to your team

LOGISTICS AND CONTACT

Duration: 2 days
Next available date: March 26 to 27, 2019
Cost: 949 EUR per person
Location: Stratasys Office Rheinmünster (Germany)
Target Audience: Executive and senior management, heads of department, team leaders responsible for identifying new revenue opportunities, strategic initiatives or innovations
Trainers: Experienced Stratasys Consultants

Early-Bird-Offer: 749 EUR
(until Jan. 31, 2019)

Please contact the Knowledge & Training Team at training.EMEA@stratasys.com for registration, more information and additional dates.

Learning Path

STRATASYS ACADEMY™ TRAINING CURRICULUM

		FDM OPERATOR	POLYJET OPERATOR	DESIGN ENGINEER
FDM 'Basic Operations' Training	The course covers all aspects of printing models, operations and user-maintenance procedures necessary for achieving optimum results with your 3D printer. The course combines hands-on sessions with teacher lead instruction.	•••		••
FDM 'Advanced Operations' Training	This course equips participants with the knowledge needed to increase utilization of their high-end FDM 3D-printing systems, to improve their 3D printing capabilities, and broaden their pre-processing, post-processing and material skills through theoretical and practical experience.	•••		•••
PolyJet 'Basic Operations' Training	This course is conducted to ensure the operator has the knowledge needed to operate, calibrate and perform the required maintenance tasks for the system in a safe manner. The course provides the core knowledge needed to perform system operations and user-maintenance procedures necessary for achieving optimum results from your 3D printer.		•••	••
PolyJet 'Advanced Operations' Training	This course is designed specifically for customers of PolyJet High-End 3D printing systems. The course is designed to equip customers with the knowledge needed to increase printer utilization and broaden material and application skills through theoretical and practical experience.		•••	••
PolyJet 'Color for Stratasys J750/735'	This course is designed specifically for customers of PJ J750/735 High-End 3D printing systems. The course is designed to equip customers with the knowledge in Colour settings and printing considerations on the J750/735 through theoretical and practical experience.		••	•••
PolyJet 'Color Texturing Expert'	This training course is designed to give the participants the understanding of the workflow from solid single-color design to full-color 3D prints using Stratasys J750/735 3D printer.		•	•••
FDM & PolyJet 'Post Processing Workshop'	It's designed to equip the participants with hands on experience and theoretical knowledge of Post-Processing FDM and PolyJet printed models.	•••	•••	••
'Design for Additive Manufacturing'	This course is designed to equip engineers and designers with the knowledge needed to increase the usage and outcome of their Stratasys 3D printers. This classroom training is designed to give customers a detailed overview about the several design guidelines. By end of this training the attendees will have a basic understanding about the existing key AM technologies and will be able to design their parts in a way to get the best results. *** course is designed mainly for FDM Users	••	•	•••

• optional

•• recommended

••• required



Course Datasheets

stratasys
ACADEMY™

FDM Basic Operations Training

TRAINING SPECIFICATIONS

Duration

The training is made during installation and duration is depending on the system.

Participants

The group of attendees is not limited.

Location

At customer site.

Prerequisites

None

Training Language

English, German

* Requests for local languages needs to be validated on individual basis

Target audience

- Operator
- Technician
- Application Engineer


TRAINING DESCRIPTION

The course covers all aspects of printing models, operations and user-maintenance procedures necessary for achieving optimum results from your 3D printer. The course combines hands-on sessions with teacher lead instruction.

Objective of this Training

By the end of this course, participants will be able to:

- Familiarize with the contents of the system User Guide
- Understand safety precautions and procedures
- Understand what the different materials and consumables are for
- Proper operate the FDM 3D printing system
 - Material replacement
 - Tip / Print Head replacement
- Calibrate the system and perform basic maintenance procedures
- Use the pre-processing software (GrabCAD Print / Insight) as required
- Know where to go for support



FDM Advanced Operations Training

TRAINING SPECIFICATIONS

Duration

2 days

Participants

The group of attendees is limited to a maximum of six participants. The minimum number of attendees for this training is three.

Location

At customer site or at the Stratasys training location in Rheinmünster (Germany).

Prerequisites

- FDM Operations Training Level 1 (Training during installation of the machine)
- Approximately 3 months of experience working with a FDM 3D-printing system

Training Language

English, German

* Requests for local languages needs to be validated on individual basis

Target audience

- Operator
- Part Designer
- Users of Insight Software and GrabCAD Print

TRAINING DESCRIPTION

This course equips participants with the knowledge needed to increase utilization of their high-end FDM 3D-printing systems, to improve their 3D printing capabilities, and broaden their pre-processing, post-processing and material skills through theoretical and practical experience.

Objective of this Training

By the end of this course, participants will be able to:

- Print 3D parts with FDM technology in best quality and strength
- Pre-Process FDM parts, taking into consideration the most suitable material
- Change the infill of a part
- Use Custom Groups for modifying separate areas of a part
- Choose the best slice height and / or tip size
- Edit support structures
- Edit curves for fixing STL failures
- Embed hardware during printing
- Manage print jobs with GrabCAD Print and / or control center
- Generate an Analysis of material consumptions and machine utilization
- Describe FDM post-processing best practices.
- Perform basic printer calibration and maintenance procedures to ensure best part quality



PolyJet Basic Operations Training

TRAINING SPECIFICATIONS

Duration

The training is made during installation and duration is depending on the system.

Participants

The group of attendees is not limited.

Location

At customer site.

Prerequisites

None

Training Language

English, German

* Requests for local languages needs to be validated on individual basis

Target audience

- Operator
- Technician
- Application Engineer

TRAINING DESCRIPTION

This course is conducted to ensure the operator has the knowledge needed to operate, calibrate and perform the required maintenance tasks for the system in a safe manner.

The course provides the core knowledge needed to perform system operations and user-maintenance procedures necessary for achieving optimum results from your 3D printer. The course combines presentation of theoretical information with hands-on sessions.

Objective of this Training

By the end of this course, participants will be able to:

- Familiarize with the contents of the system User Guide
- Understand safety precautions and procedures
- Understand what the different materials are for
- Properly operate the PolyJet 3D printing system
- Perform basic maintenance procedures and locate them in the User Guide
- Use the pre-processing software (Objet Studio / GrabCAD Print) as required
- Know tips and tricks for support removal
- Know where to go for support



PolyJet Advanced Operations Training

TRAINING SPECIFICATIONS

Duration

3 days

Participants

The group of attendees is limited to a maximum of six participants. The minimum number of attendees for this training is three.

Location

At the Stratasys training location in Rheinmünster (Germany).

Prerequisites

- Eden/Connex/ObjetXXX/J750/J735/O1000 Series 3D printer installed at your facilities
- Level 1 training (part of installation) on Eden/Connex/ObjetXXX/J750/J735 or O1000 platforms
- Approximately 6 months of experience working with a PolyJet 3D-printing system

Training Language

English, German

* Requests for local languages needs to be validated on individual basis

Target audience

- Operator
- Engineer
- CAD Part Designer


TRAINING DESCRIPTION

This course is designed specifically for customers of PolyJet High-End 3D printing systems. The course is designed to equip customers with the knowledge needed to increase printer utilization and broaden material and application skills through theoretical and practical experience.

Objective of this Training

By the end of this course, participants will be able to:

- Understand 3D printing with PolyJet technology
- Understand the different application possibilities with your 3D printer
- Experience with basic PolyJet parts finishing
- Consider pre-printing for the different PolyJet material
- Learn post-processing best practices
- Review printer calibration and maintenance procedure for best parts quality
- Learn STL fixing
- Choose the Correct DM/Color
- Access & properly use technical information
- Experience and learn PolyJet technology cleaning techniques



PolyJet Color for StratasyS J750/735

TRAINING SPECIFICATIONS

Duration

2 days

Participants

The group of attendees is limited to a maximum of six participants. The minimum number of attendees for this training is three.

Location

At the StratasyS training location in Rheinmünster (Germany).

Prerequisites

- L1 training on J750/735
- J750/735 3D printer installed at your facilities
- Recommended:
Approximately 3 months of experience working with a J750/735 3D-printing system

Training Language

English, German

Target audience

- J750/735 Operator
- CAD Part Designer

TRAINING DESCRIPTION

This course is designed specifically for customers of J750 and J735 High-End 3D printing systems. The course is designed to equip customers with the knowledge in colour settings and printing considerations on the J750/J735 through theoretical and practical experience.

Objective of this Training

By the end of this course, participants will be able to:

- Understand 3D colouring with PolyJet technology
- Understand the different application possibilities with your 3D printer
- Understand how colour files need to be prepared to make them printable
- Pre-Printing consideration for the different PolyJet material
- Understand the difference in VRML files
- Understand the printer calibration and printing head replacement
- Choosing the Correct DM / Color
- How to access & properly use technical information.



PolyJet Color Texturing Expert

TRAINING SPECIFICATIONS

Duration

3 days

Participants

The group of attendees is limited to a maximum of six participants. The minimum number of attendees for this training is three.

Location

At customer site or at the Stratasys training location in Rheinmünster (Germany).

Prerequisites

- L1 training on J750 platform
- J750/735 3D printer installed at your facilities
- Recommended: Approximately 3 months of experience working with a J750/735 3D-printing system

Training Language

English

Target audience

- J750/735 Operator
- J750/735 Engineer
- J750/735 Designer

TRAINING DESCRIPTION

This training course is designed to give the participants the understanding of the workflow from solid single-color design to full-color 3D prints using Stratasys J750/735 3D printer.

Objective of this Training

By the end of this course, participants will be able to:

- Get an understanding of the design guidelines and best practices for color 3D printing with the J750/735
- Have an understanding of the entire workflow from solid geometric design to complete, colorful and vibrant results, depending on the design requirements of the job.
- Understand how 2D image textures are wrapped on top of 3D model surfaces, how to generate UV maps with simple and more advanced methods when dealing with custom triangular geometries.
- Have learned and practiced how to use different software to accomplish different tasks in the process specifically for color 3D printing: Blender, Photoshop, PolyJet Studio, GrabCAD Print.
- Have acquired knowledge about color management.
- In general, a key objective of this course is to give participants full understanding and experience of the process of color 3D printing using Stratasys J750/J735.



Post Processing Workshop

FDM and PolyJet

TRAINING SPECIFICATIONS

Duration

2 days

Participants

The group of attendees is limited to a maximum of six participants. The minimum number of attendees for this training is three.

Location

At the Stratasys training location in Rheinmünster (Germany).

Prerequisites

None

Training Language

English

Target audience

- Operator
- Application Engineer
- Finisher


TRAINING DESCRIPTION

It's designed to equip the participants with hands on experience and theoretical knowledge of Post-Processing FDM and PolyJet printed models.

Objective of this Training

By the end of this course, participants will be able to:

- Remove Support of FDM models
- Remove Support of PolyJet models
- Perform following finishing processes
 - Photobleaching of PJ parts
 - Surface preparation for painting and lacquering
 - Painting / Lacquering
 - Mass finishing
 - Media blasting
 - Smoothing
 - Flocking
 - Metalizing
 - Thermal treatment
 - Dying
 - Sealing
 - Foiling
 - Bonding
 - Inserting Threads



Design for Additive Manufacturing

TRAINING SPECIFICATIONS

Duration

2 days

Participants

The group of attendees is limited to a maximum of six participants. The minimum number of attendees for this training is three.

Location

At customer site or at the Stratasys training location in Rheinmünster (Germany)

Prerequisites

Design experience (CAD)
Technical background

Training Language

English

Target audience

- CAD Designer
- Application Engineer

TRAINING DESCRIPTION

This course is designed to equip engineers and designers with the knowledge needed to increase the usage and outcome of their Stratasys 3D printers. Like all manufacturing technologies there are also design guidelines for our FDM and PolyJet technologies which need to be considered to get the most value out of each part.

This classroom training is designed to give customers a detailed overview about the several design guidelines. By end of this training the attendees will have a basic understanding about the existing key AM technologies and will be able to design their parts in a way to get the best results with regards to part quality, strength, material consumption and time for production.

Objective of this Training

By the end of this course, participants will be able to:

- Understand which Additive Manufacturing Technologies are existing
- Understand the process of FDM technology
- Choose the best suitable FDM material for specific application
- Design parts bearing in mind the design rules for FDM
- Understand the design rules for PolyJet
- Understand the basics of topology optimization





Service – Part Optimization

FDM® (fused deposition modeling) 3D Printers offer unparalleled versatility to turn your CAD files into durable parts. These parts are tough enough to be used as advanced conceptual models, functional prototypes, manufacturing tools and production parts. Engineers can produce a wide variety of products just by loading different files and materials. No traditional machining process can do that.

Even though design freedom is one of the key advantages of 3D Printing, there are certain rules and tips and tricks to fully capture the benefits of additive manufacturing. A real challenge in good 3D Printing is the creation of the “print file”, which needs to be especially adjusted per technology. We have experts in-house to support you in the preprocessing of your CAD files and in optimization of STL files for printing using FDM technology.


WHAT WE OFFER:

- Free evaluation if your part can be optimized and individual quote for your part
- STL based design optimization, in order to:
 - Improve part quality
 - Optimize material and support usage
- Preprocessing of your STL files using mainly Stratasys Insight software

WHAT WE DON'T OFFER:

- Design optimization with CAD Software
- No full re-design of the part

EXAMPLE



66% quicker
21% less
Material



Build time	5 hr 17 min
Model volume	32,3 cm ³
Support volume	14,3 cm ³

Build time	1 hr 47 min
Model volume	33,6 cm ³
Support volume	3,2 cm ³

CONTACT US TO RECEIVE YOUR INDIVIDUAL QUOTE

Please send your request to the Knowledge & Training Team at training.EMEA@stratasys.com and we will create an individual non-binding price quotation at a rate of 150 EUR per hour for the optimization of the part. Please include the following information:

- STL File and measurements
- Information on part properties that should remain exactly the same
- Any information on the application of the part you can share
- Contact of the responsible engineer to discuss possible adjustments to the part



Tailor Made Training

We have a large variety of course content, which we are happy to combine according to your requirements. Please get in contact with us to discuss about a customized training with the content required to improve your daily business.

Price

The price for this training needs to be defined regarding to the training needs as the duration and the time needed for preparation of the training varies.



Cooperation Partnerships

Aachen Center for Additive Manufacturing (ACAM)

The ACAM offers together with its research partners innovative learning formats and qualification concepts in order to provide the participants technical and scientific based content in the field of Additive Manufacturing.

They qualify professionals, executives and employees at all levels. In the seminars you will get to know about the special features of the technologies, learn about processes, their potentials and limits, and evaluate alternatives for an ideal use of Additive Manufacturing for the future of your company and for your future.

The ACAM seminar program features customized trainings, certificate courses as well as one-day seminars. For more information and to get the ACAM seminar program, please visit <http://acam.rwth-campus.com/>



**AACHEN CENTER
FOR ADDITIVE
MANUFACTURING**

Tknika – Vocational Education and Training

Tknika

LH-RI APLIKATUTAKO IKERKETA ETA BERRIKUNTZAKO EAE-KO ZENTROA
CENTRO DE INVESTIGACIÓN E INNOVACIÓN APLICADA DE LA FP DEL PAÍS VASCO
BASQUE CENTRE OF RESEARCH AND APPLIED INNOVATION IN VET

Tknika is a centre promoted by the Deputy Ministry of Vocational Education and Training of the Education Department of the Basque Government. Innovation and applied research are at the core of Tknika in its ongoing efforts to place Basque Vocational Training at the European forefront. Tknika is modelled after some of the world's most advanced vocational training centres.

In collaboration with the Vocational Education and Training Centres of the Basque Country, Tknika incorporates 3D Printing specialization courses at formal education, retraining courses for unemployed people, as well as training at international level.

Tknika also collaborates and advises SMEs from the Basque Country in the incorporation of 3D printing and additive manufacturing. For more information please visit <https://www.tknika.eus/en/#>



Contact

Stratasys Knowledge & Training EMEA



Stratasys GmbH
Airport Boulevard B 120
77836 Rheinmünster, Germany
Knowledge & Training
Tel.: +49 7229 777-0
training.EMEA@stratasys.com

Stratasys Authorized Training Centers



Head Office:
Haycroft Works, Buckholt Drive,
Warndon Business Park, Worcester, WR4 9ND
Great Britain
Tel.: +44 1782 814551
info@tritech3d.co.uk



Head Office:
Erlenwiesen 16
73614 Schorndorf
Germany
Tel.: +49 7181 9222-0
info@alphacam.de



Head Office:
Beaumont Close
Banbury, Oxfordshire, OX16 1TH
Great Britain
Tel.: +44 1295 672500
www.laserlines.co.uk



Head Office:
Pol Ind. Sigma, Xixilion 2, 2º Planta - Oficina 1
20870 ELGOIBAR (Gipuzkoa)
Spain
Tel.: +34 943 748602
comercial@pixelsistemas.com



LH-RI APLIKATUTAKO IKERKETA ETA BERRIKUNTZAKO EAEKO ZENTROA
CENTRO DE INVESTIGACIÓN E INNOVACIÓN APLICADA DE LA FP DEL PAÍS VASCO
BASQUE CENTRE OF RESEARCH AND APPLIED INNOVATION IN VET

Head Office:
Zamalbide Auzoa z/g
20100 Errenteria (Gipuzkoa)
Spain
Tel.: +34 943 082900
info@tknika.eus



Your Stratasys Academy Team



Stephan Schuster

Knowledge & Training Manager EMEA



Karolis Girdvainis

Knowledge & Training Lead FDM & Applications EMEA



Michael Pertschy

Knowledge & Training Lead PolyJet EMEA



Edith Guttman

Channel Training Specialist EMEA



Jeanette Pinkinelli

Stratasys Academy Coordinator EMEA



HEADQUARTERS

7665 Commerce Way,
Eden Prairie, MN 55344
+1 800 801 6491 (US Toll Free)
+1 952 937 3000 (Intl)
+1 952 937 0070 (Fax)

2 Holtzman St., Science Park,
PO Box 2496
Rehovot 76124, Israel
+972 74 745 4000
+972 74 745 5000 (Fax)

Stratasys GmbH
Airport Boulevard B 120
77836 Rheinmünster, Germany
+49 7229 / 7772-0
+49 7229 / 7772-990 (Fax)

ISO 9001:2008 Certified

©2018 Stratasys Inc. All rights reserved. Stratasys, Stratasys logo, FDM, PolyJet and Stratasys Academy are trademarks or registered trademarks of Stratasys Inc., registered in the United States and other countries. ULTEM is a registered trademark of SABIC or affiliates. All other trademarks belong to their respective owners. Specifications subject to change without notice. Revision BR_ACADEMY COURSEBOOK_A4_1018